

# WISH BOOK

2021

Vol. - 1



**Concept  
kitchen.**



## *Kitchen Inspiration*

MOODY HUES .....	02 - 05
LA CAPRISE .....	06 - 11
STONA .....	12 - 15
SPARKLE ISLAND .....	16 - 19

## *Wardrobe Inspiration*

CRYSTAL CLARITY .....	22 - 25
ROYAL PAISLEY .....	26 - 27
EBONY & IVORY .....	28 - 29
EARTHY GEOMETRY .....	30 - 31







# MODERN KITCHEN SEDES

## LINEARITY

We believe that planning the kitchen first will harmoniously set the tone of the entire home. It is the beating heart of a home – the touch of a mother, a congregation spot where food and memories meet. It welcomes everyone, regardless of age and is the point of nourishment, for members of the home as well as for guests visiting. Choosing a kitchen design to suit your family's needs is of utmost importance – right from the type of materials used, the colour schemes, the circulation space, the presence of an island, down to the lighting and ventilation. But most importantly, choosing the right design for the designated space, ensures that all else falls into place.





# 01

Kitchen storage organizers are the best way to simplify daily routines. Be it cupboard organizers, intuitive shelving or just cutlery trays, when every tool and gadget has its own place, there is a sort of harmony that cannot be ignored. Find your notes to a harmonious kitchen today!



# 02

Wall-mounted or built-in bar units work like a dream when space constraints are involved. If space is not an issue, a full-fledged bar area with quirky seating and gleaming counters can level up your entertaining game. The size of your bar also varies on what you want to stock and how you want to flaunt your glassware. Be unique with sizes and shapes, because when it comes to creativity, the sky is the limit!






## 03

The infinitz pole system is where dreams come true. A pole system concept with adjustable shelves, rails, and drawers, you can let your creativity run wild and create an arrangement that suits your needs, taste and preference. If the open concept is not your aesthetic, the system can also be attached to the wall/ceiling/within a frame with doors. The best part? It is cost-effective, as it allows you to add additional shelving as and when you want to!

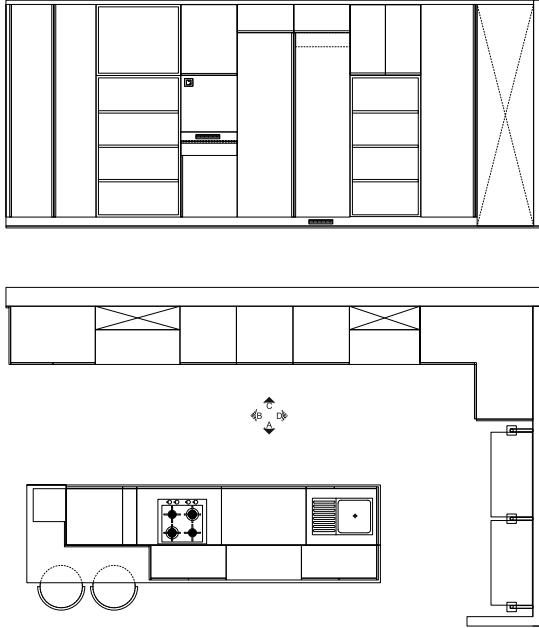
## 04

For kitchens with limited worktop space, the extendable top is a godsend. Simply pull open an extra counter space, like you would a drawer, and it will sit flush with the existing worktops. A useful peninsula-type area that can be used as an extra worktop, or even for quick meals.





## STRUCTURAL DESIGN



Sparkle Island comes with an island, a freestanding piece of cabinetry placed at the center of your kitchen offering you a feasible countertop space. There are numerous designed islands available and are customizable as per your kitchen space and requirements.

# 05

An L-shaped corner cabinet is sneaky way of leaving no space to waste. Store bulky utensils, expensive crockery or even bulk groceries. Basically anything that holds pride of place, but is not necessarily used on a day-to-day basis. Because of it being in the corner, it is the best use of a space that would otherwise be ignored. An external treatment to match the kitchen's theme will make for a sophisticated and elegant storage area, without coming in the way of your everyday routines!






# WACAPRICOT



## UNITY

Unity is the most sought-after kitchen design style – the U-shaped one. Offering an abundance of cabinetry, it's easy to see why. The layout places worktops, cooking unit, refrigerator and sink in the ideal triangle, while the open end of the 'U' is the part that either faces the doorway or an open-plan living room. This type of design is versatile enough to complement traditional as well as modern homes. It comes with easy-to-clean countertops, while the built-in appliances can be customized to fit your taste.





# 01

When an unavoidable pillar or column has to be accommodated, little alcoves are formed. These niches should not be looked at as an inconvenience, instead, dress it up and make it a miniature focal point to break the monotony of a kitchen design. Depending on the size of it can be used as a storage space, or even a tasteful decorative zone with some wallpaper, a lick of paint or a few décor pieces.



# 02

For the longest time the only purpose of the backsplash was to protect the wall behind the cooking unit, but over the last few years, this innocuous bit of space has taken on an aesthetic appeal of its own. With numerous, prints, patterns and sizes to 'style' it up, the backsplash can also add to the character of the kitchen. Tiny though they might seem, they can have a beautiful impact on your kitchen aesthetics. The best part is that you can create a customised design using coloured tiles.






# 03

If your kitchen layout throws up a challenging section, our corner base units are here to save the day. A newly developed control mechanism enables a controlled action through all phases - from the doors softly folding back, to the swift rotation and ending with the automatic closing. The front panel opens and disappears into the cabinet. These units are dry assembled - meaning they are delivered rigid but not glued. Based on the layout, these units are then fixed on site to increase the efficiency of awkward corners.

# 04

Confused about what kind of overhead cabinet to get in the kitchen ? You can check out our range of french window shutters. This solid color of PU paint in raised panel with clear glass combination can create emphasis in your kitchen.







# 05

The Kitchen corners often get treated like stepchildren and are not given the attention they deserve. One of the most underestimated areas of the kitchen, they are usually neglected. All it takes is some clever planning and a bit of TLC (tender loving customization) and the corner can turn into a veritable storage wizard for storing pots, pans and other difficult kitchen machinery.

# 06

Trays Speaking of clever planning, the dispensa vvs° is truly a magical storage customization. A full-length drawer mechanism hides behind it an ingenious storage solution, with a tiny footprint. The entire height and width of the unit is utilized, individual rack are see through allowing clear vision even at the topmost rack and from either side. Installation is quick, maintenance is low and cleaning is quick and fuss-free, making this one an impressive storage solution no matter how you look at it.



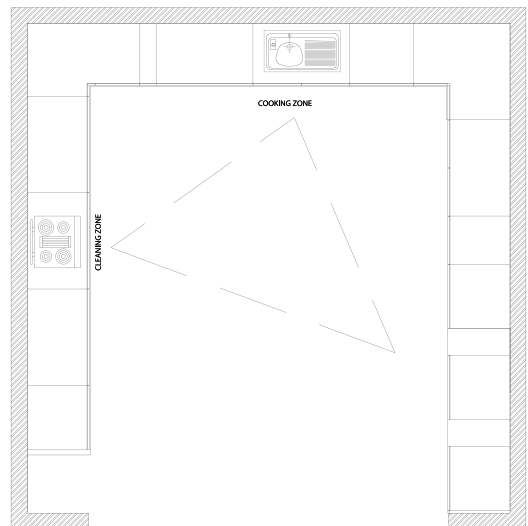
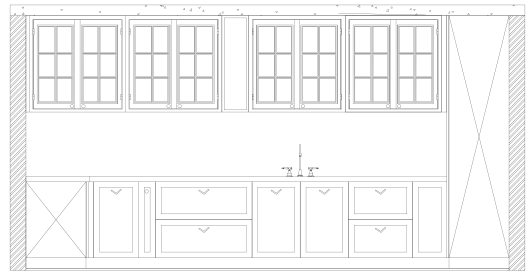




# 07

Where there is a lot of cabinetry, there is also a lot of shuttering! While shutters do not get as grimy as surfaces like the countertop and floor, their vertical nature might make it a challenge to clean regularly. Add to that if they have fancy detailing, they can take even longer to clean. Even so, shutters close to the cooking unit can quickly become covered with grease, splatters, and stains. For this purpose, simple is elegant - go for basic shutters that are high on convenience, maintenance and storage space and low on grooves and crevices in the name of detailing.

## STRUCTURAL DESIGN



The U-shaped kitchen has the highest demand and it's not surprising in the least. The layout has three walls designated for storage/cabinets and worktops, leaving the 'mouth' of the 'U' the access into the kitchen. Working in a U-shaped kitchen is the most seamless, since moving from one point to another is convenient. For bigger kitchens, the addition of an island, or even an informal dining unit, adds a touch of sophistication.









## SANDBAR

A modification on the popular U-shaped design layout, is the G-shaped design. Just like the letter 'G', this one is a U-shaped kitchen with a peninsula on the fourth side. This can either be a countertop with storage space, a bar design or a miniature dining unit. The peninsula, as the name suggests, is attached on one side to the wall or counter space, forming the lip of the letter 'G'.







# 02

Gone are the days when bulky pots and pans jostled for space inside already cramped storage units. Make your daily use utensils part of the décor; use these organizers to give them the respect they deserve – after all they're bulky because they handle the bulk of everyday cooking! These storage spaces give them an accessible designated space, while also keeping visual barriers to cut down on clutter.

# 01

Who says kitchens can't have beautiful lighting? Just one focus piece can change the vibe of a kitchen. Miniature chandeliers can instantly change your kitchen from functional to fabulous. Small, single-bulb fixtures, better known as mini pendant lights, can be hung over the peninsula, to draw attention toward this unique space. These come in a variety of designs, from sleek industrial types to romantic and whimsical ones. Based on how you want your kitchen to feel, the world of mini pendant lights is your oyster! Hang one statement piece, or a cluster of pendants of varying lengths, geometric designs or organic – no matter what you choose, you will see the difference for yourself!








# 03

While not much thought is given to shutters within a space, in a kitchen this might spell trouble in the long-term. As a space that witnesses plenty of dampness, from washing to steam, as well as daily wear-and-tear, choosing the right material for shutters is of utmost importance. MDF hardboards and marine ply are the recommended options for durability and strength. Spice them up using monotonous and solid shades – whether dark, bold or pastel, and glossy finishes to allow for easy cleaning.

# 04

The corners in a kitchen are a dreaded space, but no longer. Conventional corner solutions have been pushed aside by more user-friendly alternatives. Full extensions are installed to allow usage of every inch of space, as well as complete visibility of all contents. Using corners as worktops is a given and with full corner extensions, all the tools of the trade are within easy reach!





# 05

A feature wall with indoor succulents? Now, that would be something unique for a kitchen. An indoor plant box like one that is featured here is stylish and simplistic at the same time, with its open frame design and airy feel. In fact, go a step ahead and make it an edible garden by planting seeds like coriander, mint, chillies, basil and whatever else you might use! Not only will it be a decorative wall, but also one that can actually contribute to cooking with fresh produce.



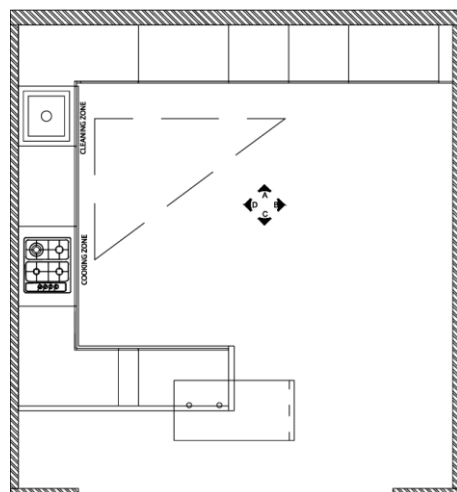
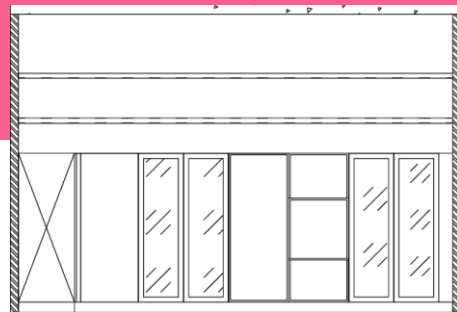
## STRUCTURAL DESIGN

The term peninsula refers to an extended counter area that is popular in the g-shaped kitchen floor plan. A kitchen peninsula is comparable in size and shape to a standard kitchen island, but the primary difference is that it is butted up against the end of a cabinet run or against a wall. Especially serve as an alternative option to an island for smaller-sized kitchens. That said, peninsulas can be a great design choice for any kitchen, even alongside islands as seen in the designs.



# 06

Open shelving has become the in-thing to do currently. Whether to prevent cluttering or because it lends itself to simplicity, this is a trend that we can get on board with. In-built floating shelves that make use of narrow zones are a great way to utilize minimal spaces that might otherwise get ignored.







## SANDBAR

Sparkle Island comes with an island, a freestanding piece of cabinetry placed at the center of your kitchen offering you a feasible countertop space. There are numerous designed islands available and are customizable as per your kitchen space and requirements.


Islet describes the most coveted feature in a modern kitchen - the island, a freestanding piece of cabinetry placed at the centre of your kitchen. Islands can be customized in innumerable ways to fit your kitchen space and needs.





# 01

Islet comes with the Aventos Lift Systems (ALS) offered by Concept, which eases use and accessibility when making use of wall cabinets during kitchen work



# 02

Sleek countertops and shutters with solid colours and glossy finishes not only give your kitchen an aesthetic edge, but also make them extremely low maintenance. The glossy finishes ensure that grease and grime do not stick, and cleaning the surfaces is a dream.



# 03

We offer you U shaped drawers with Sparkle Island that will get fixed under your sink in the kitchen to let you leverage the maximum under-counter space without any hustle



# 04

Clever and intuitive storage dividers within the cabinets make sure that every utensil, tool and gadget has its own place.

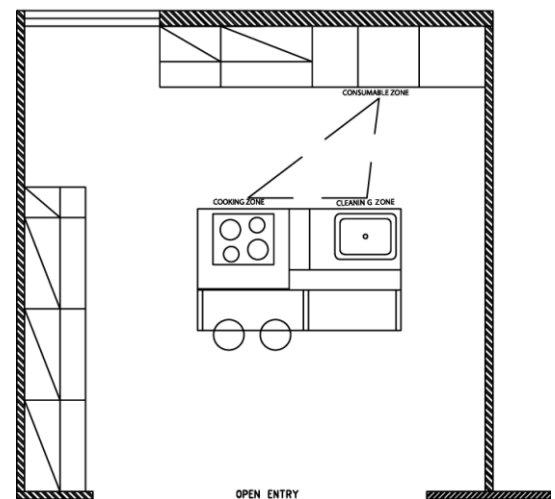
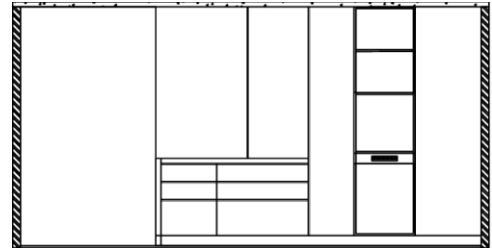




# 05

Islet also comes with roller shutters that provide an edge to your kitchen. It packs a dispensa swing with height-adjustable architecture comprising trays/baskets to enable space utilization in your kitchen.

## STRUCTURAL DESIGN



An island is a freestanding countertop in the centre of a kitchen, built to aid ease of use alongside the existing workspaces. These are usually designed based on kitchen space and have no fixed dimensions. While in its early stages, its purpose was that of an extra bit of real estate for kitchen prep and cooking, the island has undergone many iterations in recent years, with designers implementing sinks, cooking units and breakfast nooks in its design.



A black and white photograph of a modern wardrobe. The wardrobe is open, revealing several long-sleeved shirts hanging on hangers. The shirts are in various shades of grey and white, some with subtle patterns. Below the hanging clothes, there is a shelf with a dark, rectangular safe or storage box. The wardrobe has a dark interior and light-colored wooden doors. The word "WARD" is overlaid in large, white, serif capital letters across the middle of the image.

# WARD





# ROBES

[www.conceptkitchenindia.com](http://www.conceptkitchenindia.com)





CLARITY

CRYSTAL

How graceful to showcase a wardrobe can be organised; this clear shutter wardrobe with profiles & stone inspired printed back panel are perfect example.





# 01

Premium Italian tiles back this gorgeous unit fronted by the highest quality glass doors with aluminium profiles. The internal strip lights make for easy viewing of contents and renders a captivating look overall.



# 02

Spacious organizers perfectly spaced to segregate your belongings flawlessly. You will never waste time looking for things once these are in your life!



# 03

Sleek organizer drawers to give your accessories the resting place they deserve - watches, belts, ties, there's space for everything!



# 04

Ample shelving spaces of various sizes to accommodate all kinds of clothes - regular, bulky winter wear, delicate apparel for special occasions, etc. You name it, this unit can store it!









With sliding shutters that sport customized fabric-patterned inked glass, this beauty spells quiet elegance in muted shades of grey and beige. This majestically-sized unit celebrates all things feminine with dedicated spaces of every size and specific organizers for cosmetics, bangles, footwear and much more. Internal lights show off its smooth-panelled spacious shelving space within. This kind of unit matches bedrooms with more earthy tones and minimalist design, so that its magnificence is highlighted. Alternately, the sliding shutter design makes it a great way to use a walk-in closet space.





# 01

Sleek and noiseless sliding doors with a unique fabric-patterned exterior and matching interiors to amp up the style quotient of your wardrobe space. Spacious hanging closets to hold all apparel too special to be folded!



# 02

Gorgeous and elegant bangle organizers for her, to give her beautiful wrist accessories the attention they deserve. Drawers with different kinds of organizers to house corresponding items like cosmetics, scarves, linen, shoes and whatever else you choose!



# 03

Sleek organizer drawers to give your accessories the resting place they deserve - watches, belts, ties, there's space for everything!





# EBONY &

# IVORY

The classic combination of dark and light comes together in this one-of-a-kind matt creation. This four-door grand unit has shelving sizes of all types to fit hanging as well as folded apparel. Plenty of drawers that will help keep your closet organized down to the last detail. Comes with a digital safe for added security. Bedrooms that require neutral wardrobes so as to not come in the way of design or colour schemes can use functional yet elegant wardrobes like these.





# 01

Yin meets yang in the classic dark and light colour scheme of this unit, with its sleek matt black exteriors offset by the light and playful pine detailing on the handles. Ample space for hanging clothes alongside shelves for other items of the wardrobe.



# 02

Additional intelligent storage with an in-built ultra-modern digital safe to hold your priceless valuables.



# 03

Sleek lines of shelves to hold everything from outerwear, linen to footwear. Now have designated spaces for all your belongings.



# 04


Unique graduated hanging rod to better display your special outfits. No more riffling through clothes to find what you need!






# EARTHLY

# GEOMETRY



Ultra-modern and sleek bi-fold doors open up to an internally lit wonderland of a closet. This 4-door unit is completely fabric-finished on the inside, with a stylized diamond-pattern on the wooden-finish doors. The ample shelving space makes this an organizer's dream come true. Classic bedrooms with wood accents and natural fabrics are best suited with this gorgeously artistic wardrobe unit, making sure the entire room is one seamless unit.






# 01

Earthy and natural accents mix in a heady combination to create this masterpiece of a unit. The bi-fold four-door unit is a work of art, making everyday dressing-up something to look forward to. Shelves and drawers artfully meet hanging closets to make organizing your wardrobe a dream. Never lose a minute figuring out what goes where!



# 02

Routed design doors with a gorgeous wooden finish that will urge you to run your fingers through every time you pass by. The high-end strip lights display your belongings in the best way so you never waste your precious time looking for what you need.



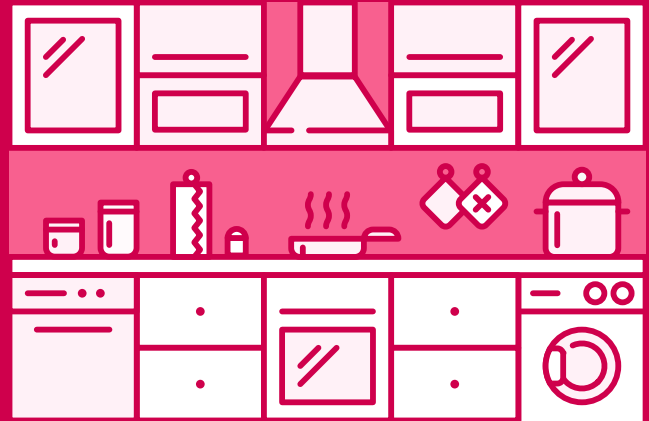
# 03

Elegant and unique fabric-finish insides for that extra gentle touch. Your belongings, just like you, deserve the best! So go on and put everything you own into the best wardrobe in town!




# HOW DOES IT WORK?

With sliding shutters that sport customized fabric-patterned inked glass, this beauty spells quiet elegance in muted shades of grey and beige. This majestically-sized unit celebrates all things feminine with dedicated spaces of every size and specific organizers for cosmetics, bangles, footwear and much more. Internal lights show off its smooth-panelled spacious shelving space within. This kind of unit matches bedrooms with more earthy tones and minimalist design, so that its magnificence is highlighted. Alternately, the sliding shutter design makes it a great way to use a walk-in closet space.



## GET INSPIRED

Our process starts with your Concept store visit to get a free yet detailed demonstration of our products and services. You can see, feel, and examine every product to be satisfied at every level while getting into the business. Our experts will elaborate on their functionality along with planning ideas and color combinations with an estimation of the entire project. This will make you clear about how everything will take place and how your dream kitchen will look like.




## FINALIZE YOUR KITCHEN REQUIREMENTS

Secondly, you need to finalize the desired products that you want to have in your latest modular kitchen. Moreover, you will also have to finalize the lay-outing possibilities and additional ergonomic as well as civil necessities. It will help our experts to guide you efficiently while planning your new modular kitchen. After getting all the products finalized along with other requirements, our representative will visit your place to measure your entire kitchen area from the floor, ceiling, and four walls.



## PLAN YOUR KITCHEN

This is the part where the planning of your latest modular kitchen starts. Our approved team of representatives will start your modular kitchen planning keeping you beside them to offer you delightful results. We will pre-schedule the P&D part of your kitchen with the mutual understanding that will be executed according to the overall estimation. Our experts will draft a wall to wall elevation to get the perfect placement ideas of your selected modules. We also showcase you some pre-designed combinations for colors & wallpapers as well as wall arrangements to help you decide easily and execute steadily.



## GET IT INSTALLED

The final step of the installation will be executed after satisfying all the civil requirements. Concept Kitchen ensures the perfect installation of your finely designed modular kitchen that is delivered in perfect factory-made pieces. You will experience the highest standards of quality, trust, and craftsmanship with Concept Kitchen. Our entire unit ensures the proper and quick operation of your every pre-decided task. We also have pre-defined product and module wise quality check parameters that make your new modular kitchen perfect post-installation.




## COMPLETE YOUR CIVIL REQUIREMENTS

In this step, our experts will make a pre-order & installation visit to analyze all the civil changes and other necessities. They will examine factors like the position of a window, plumbing plan, tiling & worktop plan, smoke duct plan, socket requirements, and electrical marking. Our certified engineer will execute and check all the marking and explanation tasks after getting the civil requirements satisfied.





# OUR SERVICES



## MEASUREMENT & SURVEY

Building up a perfect kitchen design is not possible without getting the dimensions of your space. Hence, our team of experts visits your place to get the exact dimensions and to measure other necessary things for making a precisely perfect design. Our team members survey your entire place to get an idea of appropriate material and design for your kitchen resembling the design of your entire house. Concept kitchen aims at making your kitchen a piece of art and feasibility. Hence, our architects measure the entire area of your kitchen room so that they can take out the best design for it. After analyzing all the results they get from the measurement and survey tasks, they move ahead for the designing part as per your desired guidelines.




## PLANNING & DESIGNING

Our experts assemble all of your room dimensions and measurements on the table then plan how can they provide your kitchen a marvelous structure. We discuss all the necessary things with each other before moving ahead on the designing part. Moreover, we also include you in the discussion to have your views about the expectations for your kitchen room design. After planning the complete roadmap of your kitchen building, our experts then move on to the designing part. This is the part where our designers design your kitchen room as per your given guidelines and their expertise. The entire design gets developed based on your instructions and our expertise so that we can deliver our best quality in your desired manner.

1

2



## KITCHEN FINANCING

We desire that every person across the nation must be capable of leveraging our high-end services. Hence, we have made all of our services highly affordable keeping the major middle-class section of India. All the products and services offered by the concept kitchen are available at a pocket-friendly cost and people can use them as per their desired budget range. Concept kitchen believes that every person has the right to upgrade the standard of living across the entire India. This is why the company has made all of the products and services budget-friendly that are offered under the roof. You can simply choose from the wide range of products as per your budget and desired kitchen room design.

3

4



## CIVIL PLANNING & COORDINATION

Concept kitchen offers you the assistance of some expert engineers that can help you in making the latest modification in your kitchen. We transform your kitchen design as per the latest civil planning algorithm so that you can stay up to date with the latest living standards. Our civil planning methodology keeps both feasibility and style in the bucket to offer your kitchen room a ravishing structure. Our team is blessed with expert designers, architects, and engineers that work collaboratively to offer you a fabulous and latest modular kitchen design. All of our team members work in coordination with you to provide you the modular kitchen design you have ever dreamt of. With the help of your suggestions and our expertise, we offer you the most unique and comfortable kitchen room you have ever seen.




5



## CARRYING & TRANSPORTATION

While working with the concept kitchen, you do not have to worry a bit about anything related to your kitchen building. You will get complete assistance even for the transportation of materials and appliances that are going to be used in your kitchen. Concept Kitchen takes all of your mental load related to your kitchen designing and building so that you can focus on other essential parts of the home. Straight from carrying any product or appliance to its transportation, we take care of your every need. Hence, the major part you need to do is giving us suggestions if you need some changes in the design part. Rest is all up to us and we manage as well as complete all of our tasks very efficiently.


6



## INSTALLATION & MAINTENANCE

Concept kitchen offers you complete installation services. After getting your designed kitchen furniture and accessories ready, our experts take care of its complete installation in your kitchen room. Straight from drawers, cabinets, sinks, to additional appliances, we take care of everything and provide you a completely installed latest modular kitchen design. Our work doesn't stop here as we focus on providing you complete assistance at every level. After installing your latest modular kitchen room design, we also offer you maintenance services. In this part, we take care of you till a limited period and see if everything is working alright. After that, if you come across any trouble in your kitchen design, you can simply call us and get proper assistance to remove that hurdle from your life.

**SO WHAT ARE YOU THINKING? WAIT NO MORE, JUST GET ON BOARD**









*Fin!*





**Concept Kitchen**

**Ecowood Decore India Pvt Ltd**

Vidhan Sabha Marg, Raipur Chhattisgarh 492007

+91-771-285488

[customercare@conceptkitchenindia.com](mailto:customercare@conceptkitchenindia.com)